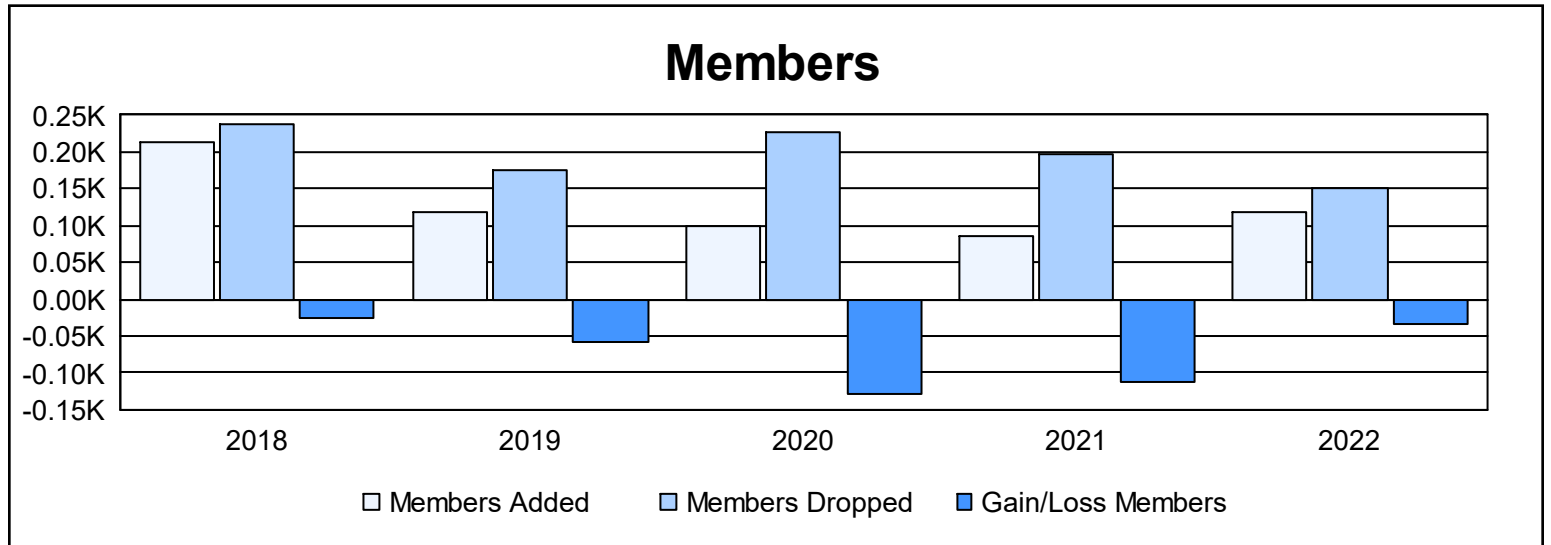
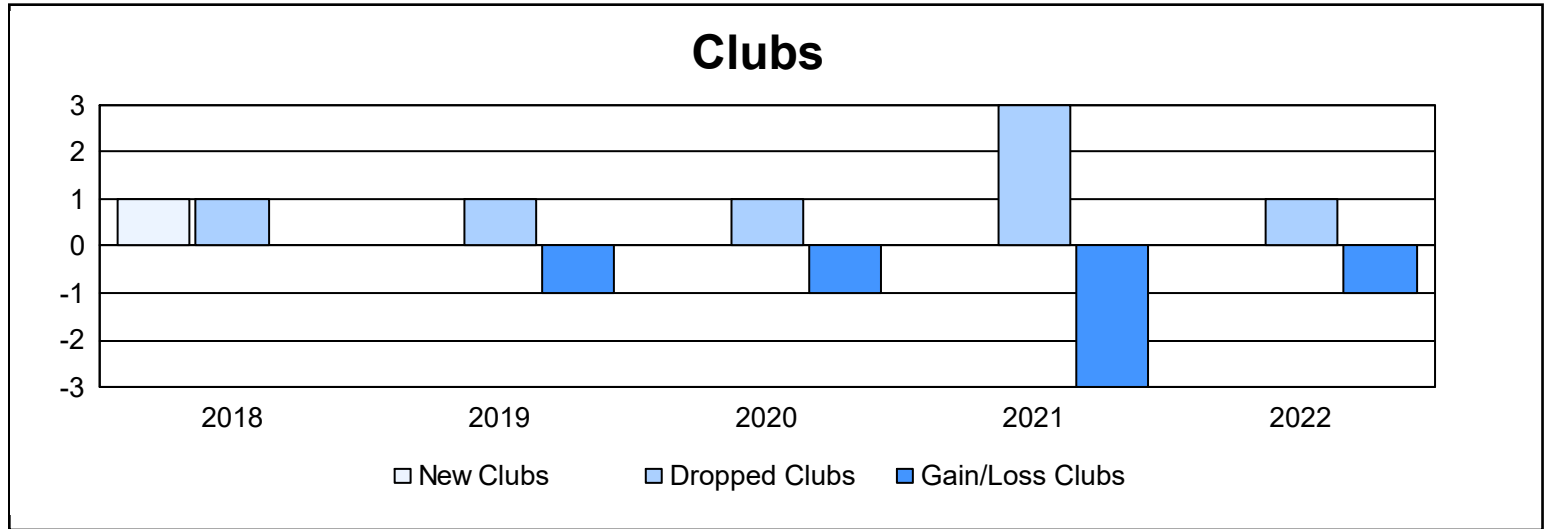
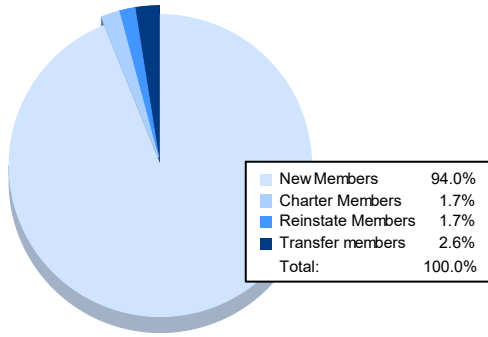


Year	New Clubs	Dropped Clubs	Gain/ Loss Clubs	New Members	Charter Members	Reinstate Members	Transfer Members	Total Member Added	Total Members Dropped	Gain/ Loss Members
2017-2018	1	1	0	173	30	1	8	212	238	-26
2018-2019	0	1	-1	99	2	6	12	119	176	-57
2019-2020	0	1	-1	80	5	8	6	99	228	-129
2020-2021	0	3	-3	64	0	6	15	85	198	-113
2021-2022	0	1	-1	110	2	2	3	117	152	-35
<b>Average</b>	<b>0</b>	<b>1</b>	<b>-1</b>	<b>105</b>	<b>8</b>	<b>5</b>	<b>9</b>	<b>126</b>	<b>198</b>	<b>-72</b>



### Membership Composition June 2022 Cumulative



### Gender Composition June 2022 Cumulative

